


Lucky the Leprechaun




GOOD LUCK!

Find three
4-leaf clovers in the
Leprechaun's Garden!



Leprechaun Limerick



Name _____

.....
Title

A

A


B

B

A



A limerick is a silly 5 line poem with a rhyme scheme of AABBA. That means the last word of lines 1, 2, and 5 rhyme, and the last word of lines 3 and 4 rhyme.

Now write your own limerick!




Lucky Wristbands




Print wristbands on green paper, then cut on dotted lines. Wrap comfortably around wrist and secure with clear tape. Be sure to wear these on St. Patrick's Day to avoid getting pinched!

Lucky  LUCKY Lucky  LUCKY Lucky  LUCKY





Lucky  LUCKY Lucky  LUCKY Lucky  LUCKY






Lucky  LUCKY Lucky  LUCKY Lucky  LUCKY




Lucky  LUCKY Lucky  LUCKY Lucky  LUCKY



Lucky  LUCKY Lucky  LUCKY Lucky  LUCKY






**HAPPY
ST. PATRICK'S
DAY!**

Leprechaun Tracks

These Leprechaun tracks will make a fun surprise for your kids! Copy the footprints multiple times on green paper, then cut out. Make tracks throughout your house and send the kids on a Leprechaun chase! Don't forget to hide a little 'pot o' gold' (or treats) at the end of the trail!



SHAMROCK PATTERNS

Print these shamrock shapes multiple times on green paper, then cut out. These shapes are great to decorate windows and classrooms. Also use as a pattern to create any other shamrock shaped craft.

